

Statistics of ECT Cases

(as of 15/7/2020)

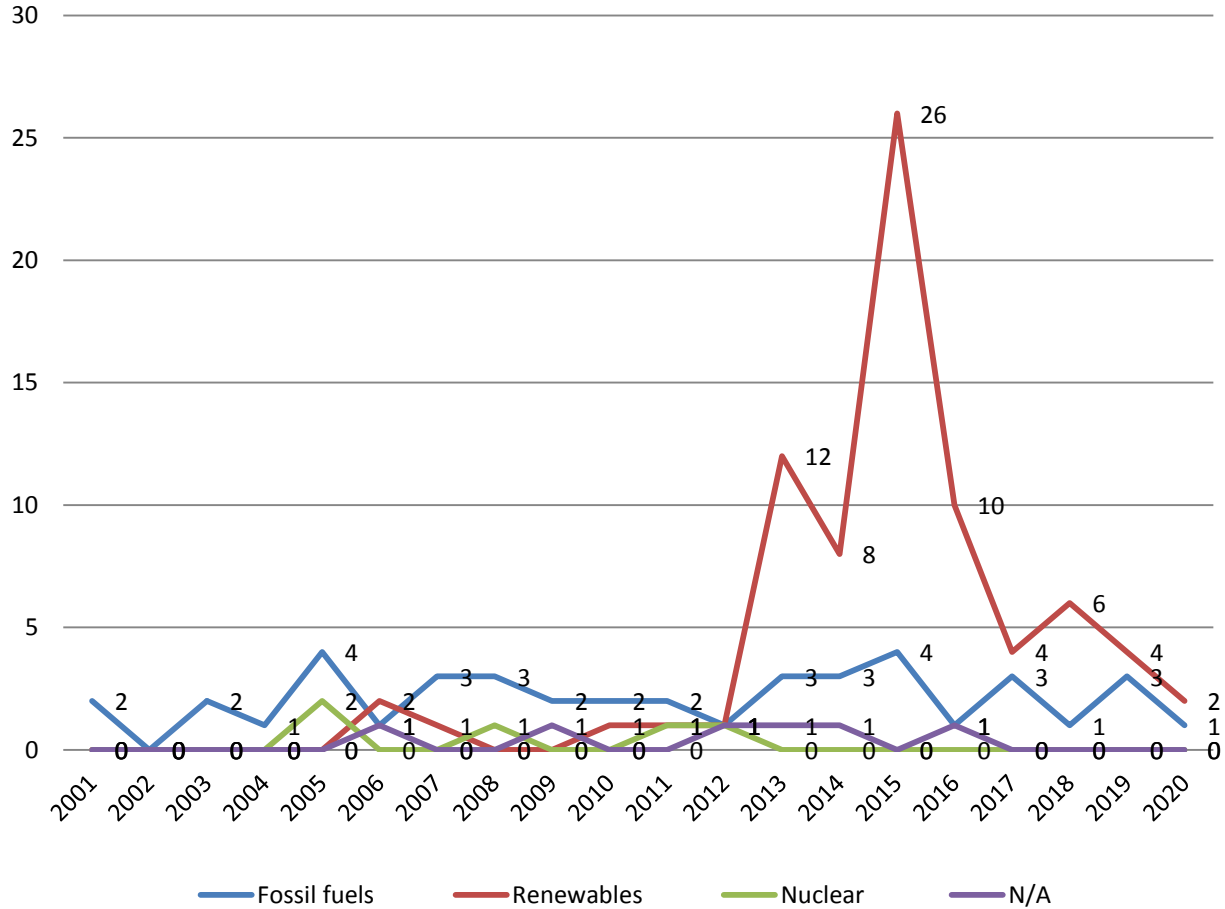
As of 15 July 2020, the Secretariat is aware of 131 investment arbitration cases instituted under the Energy Charter Treaty (sometimes invoked together with a bilateral investment treaty).

Since parties to investment arbitration under Article 26 ECT are not obliged to notify the Secretariat of the existence or substance of their dispute, some awards (and even the existence of some proceedings) remain confidential. The Secretariat compiles information (which cannot be considered as exhaustive) from delegates and public sources (including specialized reporting services). The Secretariat assumes no responsibility for eventual errors or omissions in these data and welcomes any additional information or clarification on specific cases (at legalaffairs@encharter.org).

Statistics of ECT Cases

(as of 15/7/2020)

Distribution of Arbitration Cases under the ECT by Energy Sources Involved: 131 cases*



Fossil Fuels		Renewables		Nuclear		N/A	
Total Damages Claimed	Total Damages Awarded	Total Damages Claimed	Total Damages Awarded	Total Damages Claimed	Total Damages Awarded	Total Damages Claimed	Total Damages Awarded
approx. EUR 10 billion + the Yukos cases (EUR 84 billion)	approx. EUR 503 million + the Yukos cases (EUR 37 billion)	approx. EUR 21 billion	approx. EUR 980 million	approx. EUR 5 billion	approx. EUR 74 million	approx. EUR 543 million	approx. EUR 11 million

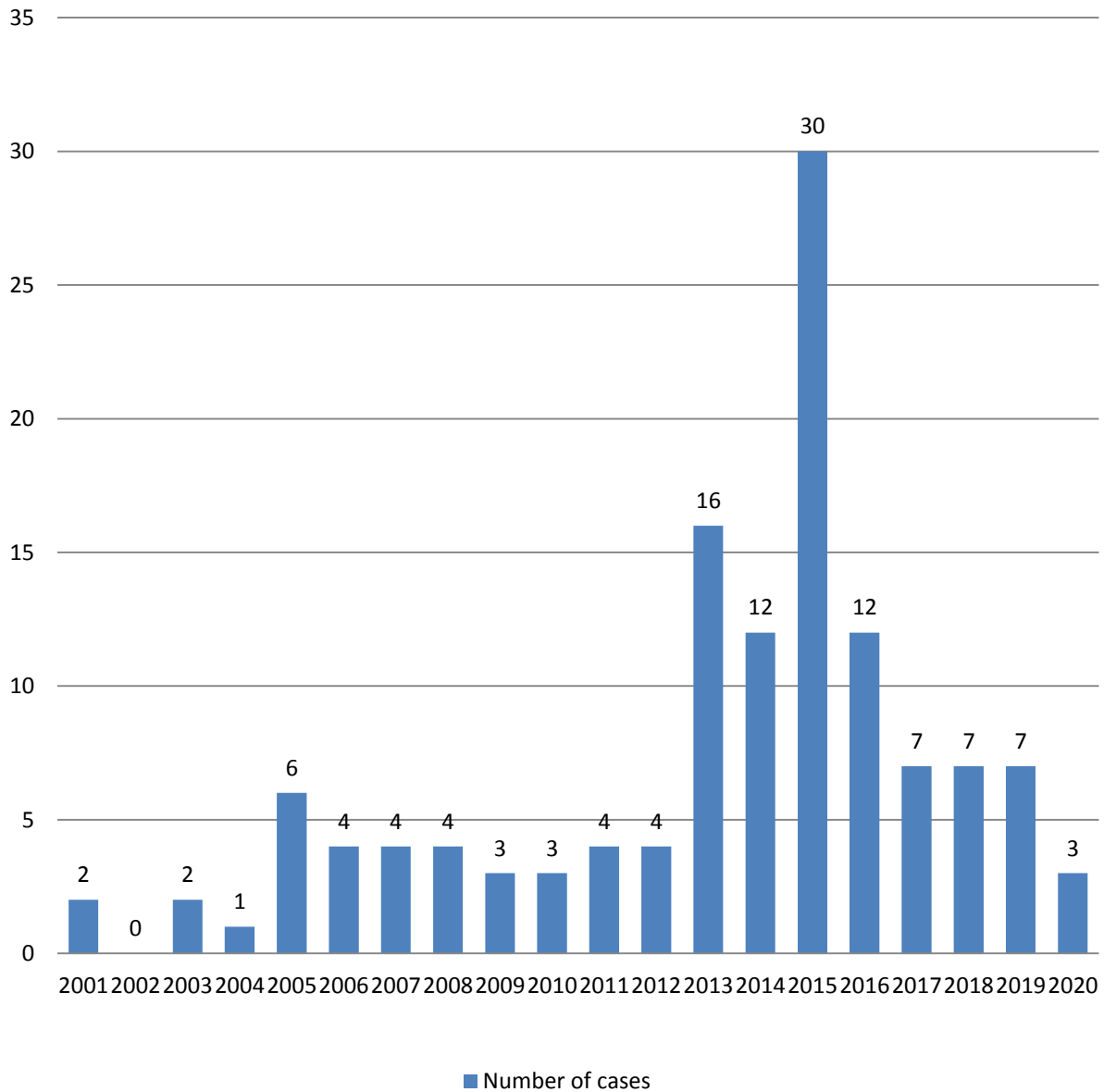
** In seven of these cases, it has not been possible to identify particular energy sources.*

55 cases are still pending and in some of the cases, there is no publicly available information on the exact amounts claimed and/or awarded.

Statistics of ECT Cases

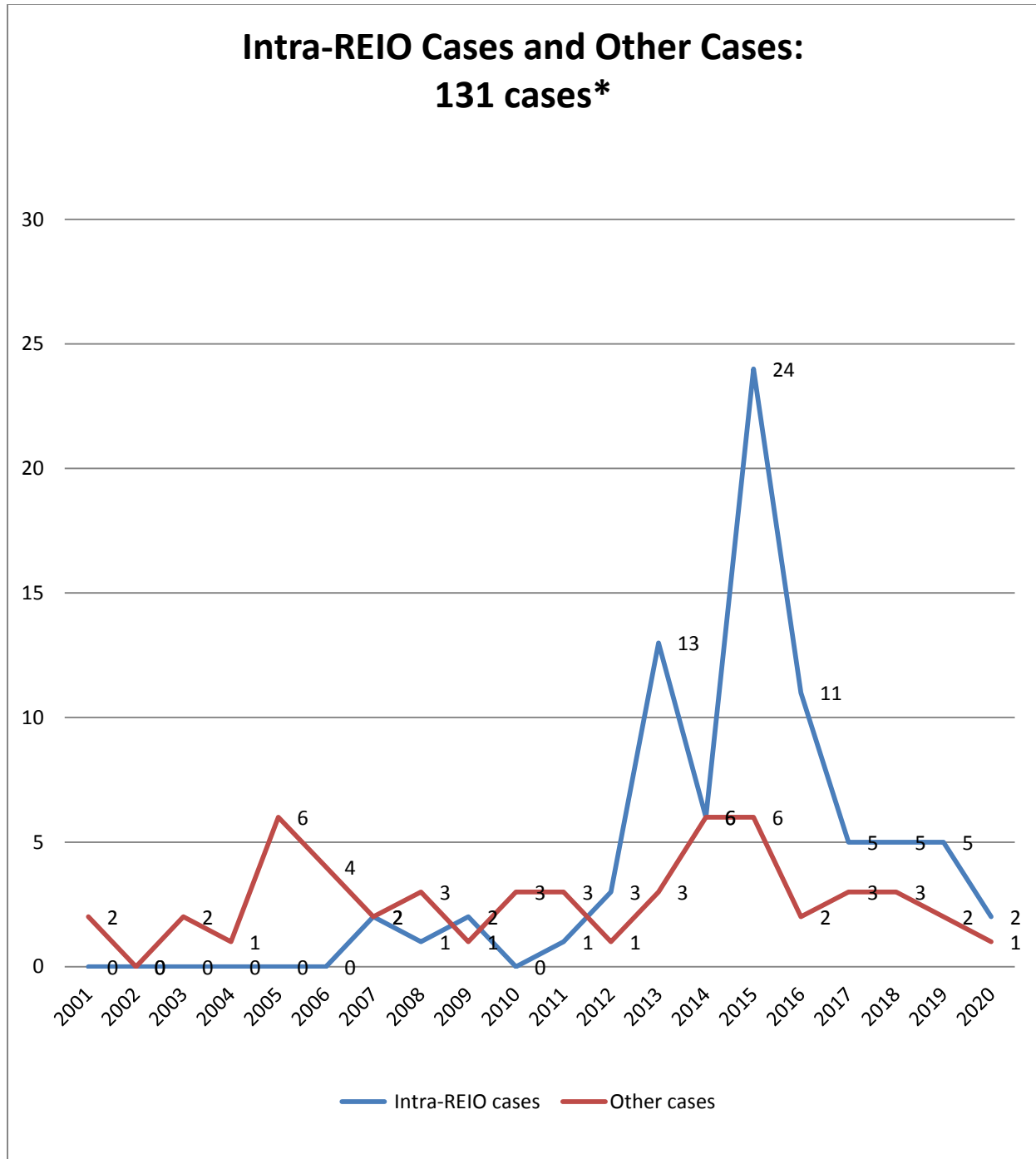
(as of 15/7/2020)

Number of Arbitration Cases under the ECT: 131 cases



Statistics of ECT Cases

(as of 15/7/2020)

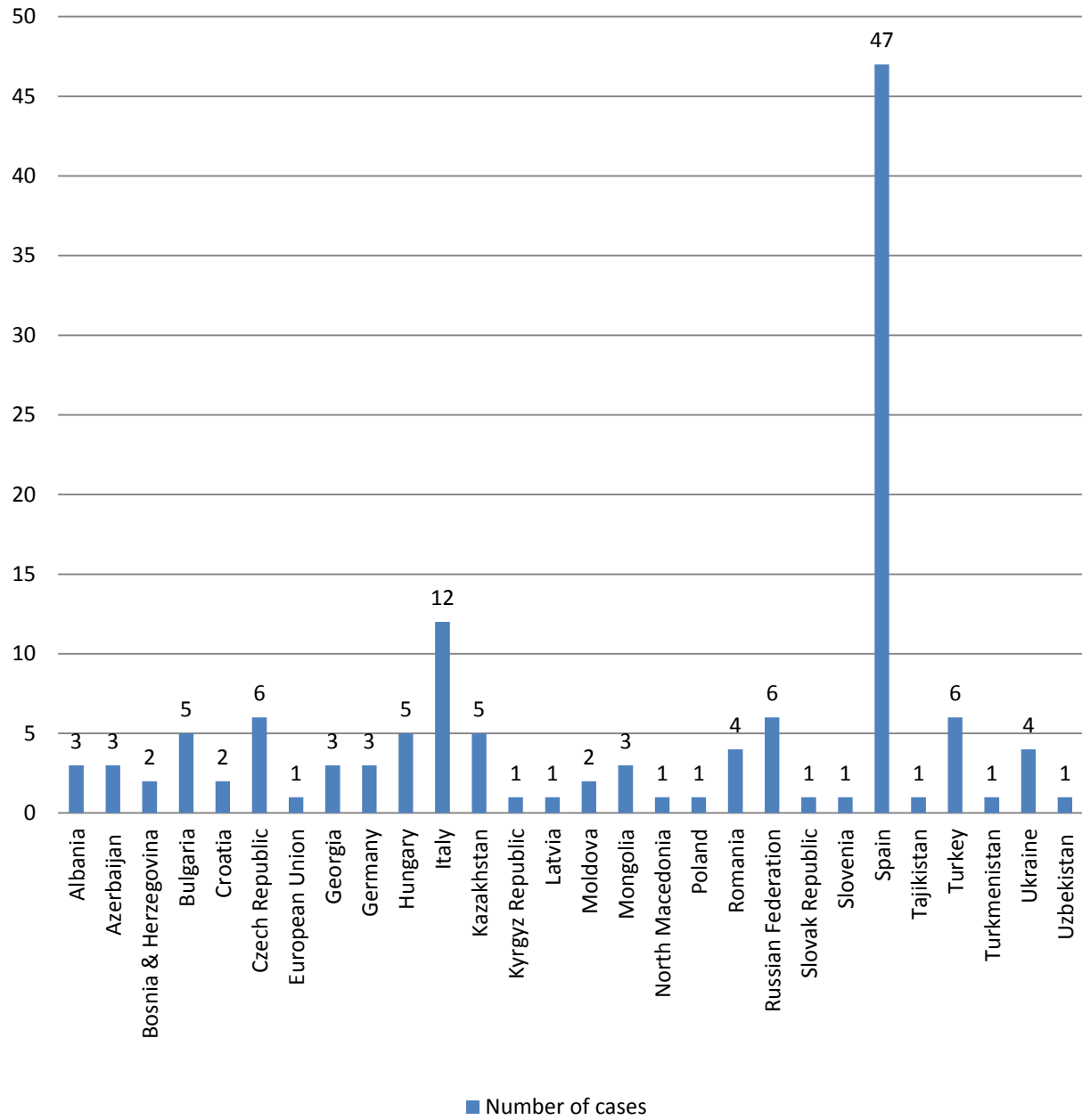


* Cases with mixed claimants (from a REIO and a third State) are included in both categories.

Statistics of ECT Cases

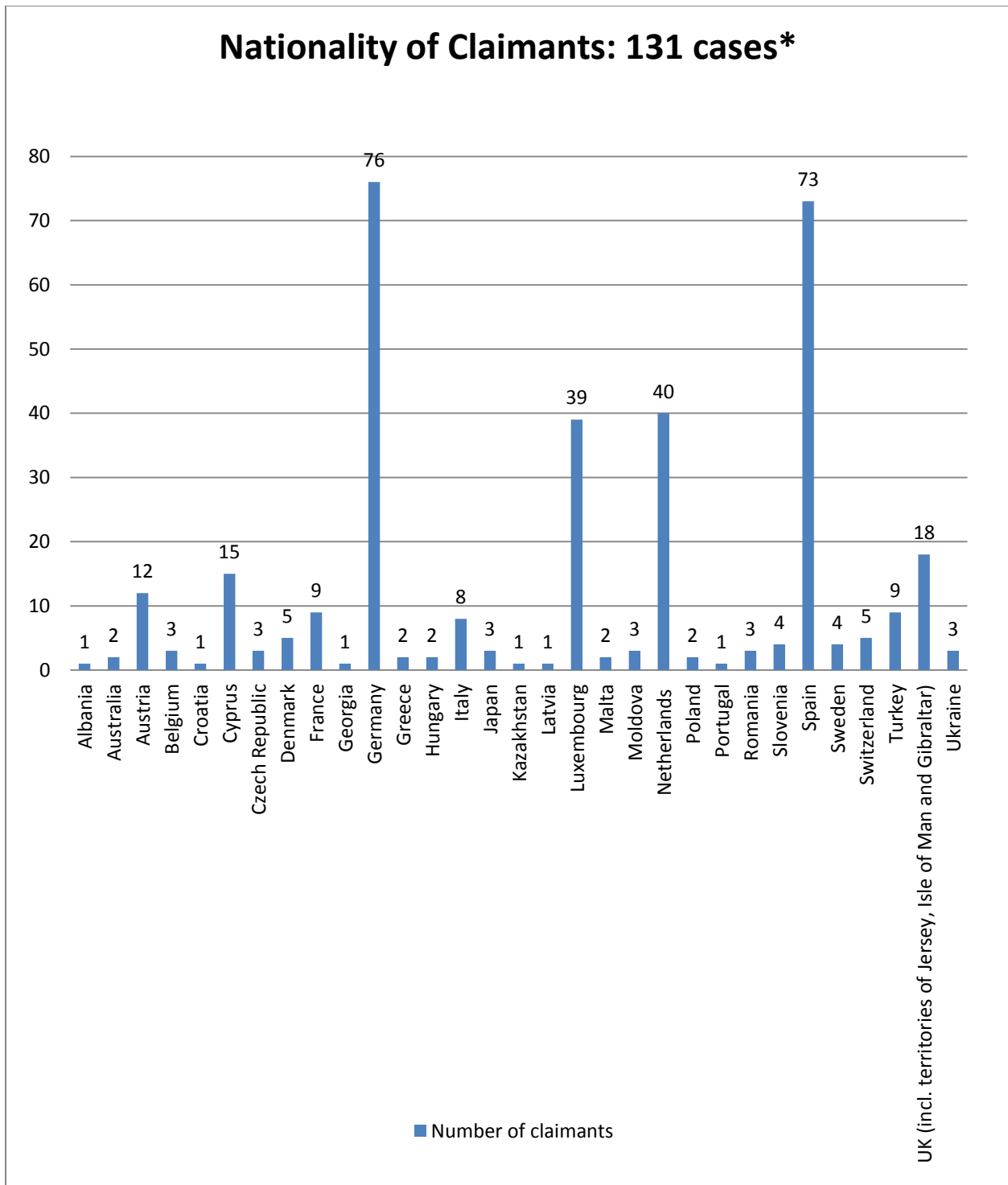
(as of 15/7/2020)

Respondents: 131 cases



Statistics of ECT Cases

(as of 15/7/2020)

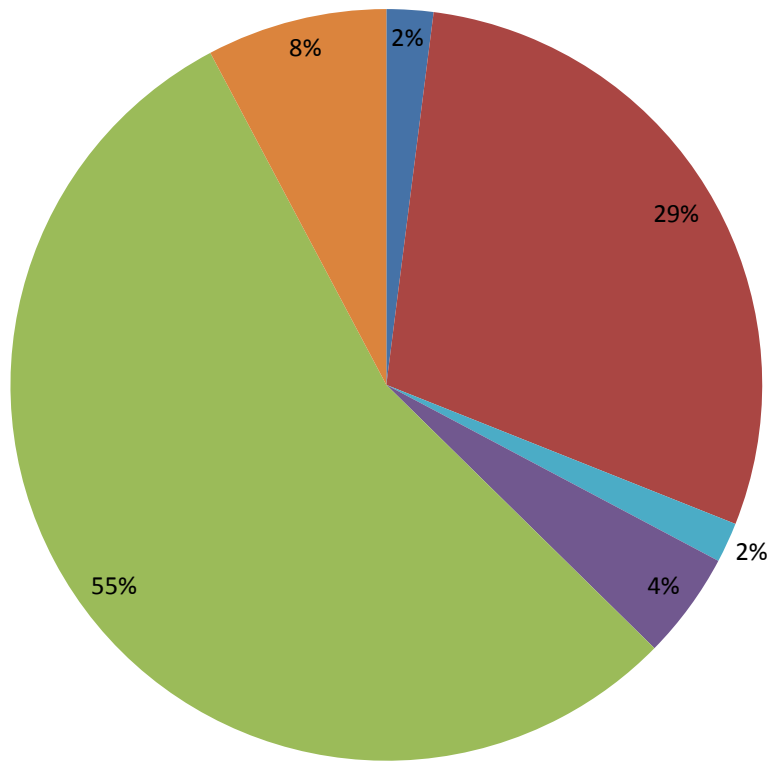


** In case of double nationality of a claimant, both nationalities are taken into account;
A case may be instituted by more than one claimant.*

Statistics of ECT Cases

(as of 15/7/2020)

Type of Claimants: 131 cases*



■ Large corporations (7)**

■ Banks (6)

■ SMEs (191)

■ Holdings (101)

■ Investment funds (16)

■ Individual investors (27)

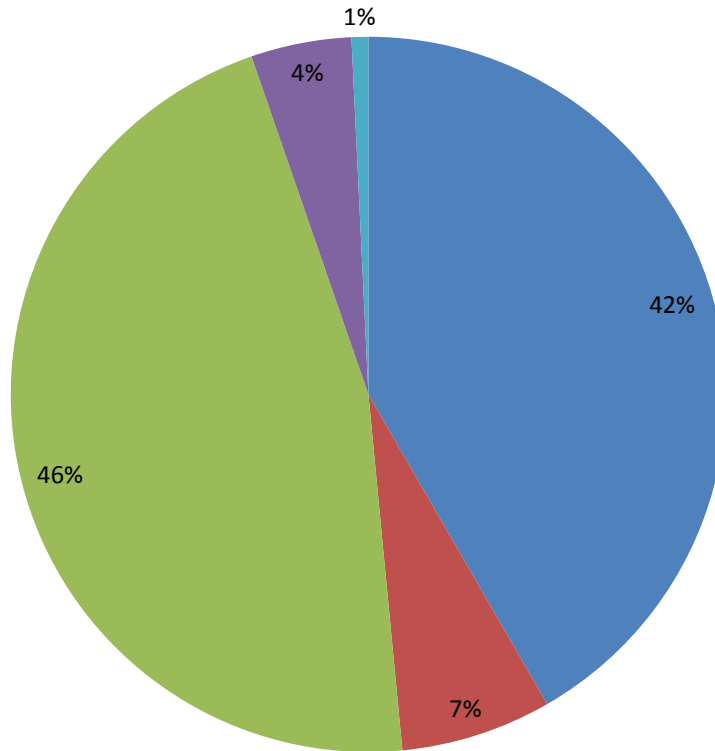
* A case may be instituted by more than one claimant.

** Listed on Platts Top 250 Global Energy Company Rankings (2019) and/or UNCTAD's World's Top 100 Non-financial MNEs Ranked by Foreign Assets (2018).

Statistics of ECT Cases

(as of 15/7/2020)

Status of Arbitration Cases under the ECT: 131 cases



■ Pending (55)

■ Settled (9) of which (4) were embodied in an award

■ Awards (60) of which (19) pending annulment proceedings

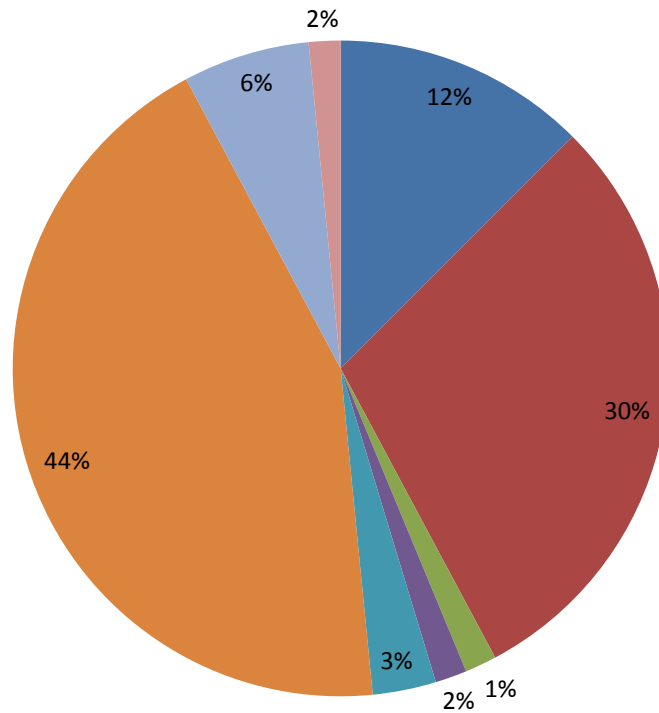
■ Discontinued (6)

■ ICSID award annulled (1)

Statistics of ECT Cases

(as of 15/7/2020)

Outcome of Final Awards (64), including (4) Settlement Agreements Embodied in Awards



- No jurisdiction (8)
- No breach of the ECT (19)
- Alternative ECT claim dismissed (1)*
- Manifest lack of legal merit - Rule 41(5) ICSID Arbitration Rules (1)
- Breach of the ECT but no damages awarded (2)
- Breach of the ECT and damages awarded (28)
- Settlement agreement embodied in an award (4)
- Outcome is unknown (1)

** Having found the State liable under another international agreement, the tribunal dismissed an alternative claim under the ECT.*

Statistics of ECT Cases

(as of 15/7/2020)

	Damages Claimed	Damages Awarded	Ratio
<i>Nykomb Synergetics Technology Holding AB v. Latvia</i> (16 December 2003)	LVL 7,097,680 + specific performance	LVL 1,600,000 + specific performance	23%
<i>Petrobart Limited v. Kyrgyz Republic</i> (29 March 2005)	USD 4,084,652	USD 1,130,859	27.7%
<i>Ioannis Kardassopoulos v. Georgia</i> (3 March 2010)	USD 15,850,137.901	USD 15.1 million	95.3%
<i>Energoalians Ltd. v. Moldova</i> (8 July 2010)	MDL 243,577,971.11	MDL 195,547,212	80%
<i>Khan Resources Inc., Khan Resources B.V., and Cauc Holding Company Ltd. v. Mongolia</i> (10 January 2011)	USD 326 million	USD 80 million	24.5%
<i>Remington Worldwide Limited v. Ukraine</i> (28 April 2011)	USD 36 million	USD 4.5 million	12.5%
<i>Anatolie Stati, Gabriel Stati, Ascom Group S.A. and Terra Raf Trans Traiding Ltd. v. Kazakhstan</i> (19 December 2013)	USD 2.6 billion	USD 497,685,101	20%
<i>Yukos Universal Limited v. Russian Federation; Hulley Enterprises Limited v. Russian Federation; Veteran Petroleum Limited v. Russian Federation</i> (18 July 2014)	USD 114,174 billion	USD 50.02 billion	43.8%
<i>EDF International S.A. v. Hungary</i> (4 December 2014)	estim. EUR 300 million	EUR 107 million	33.3%
<i>Aktau Petrol Ticaret A.Ş. v. Kazakhstan</i> (13 November 2017)	USD 150 million	USD 22.7 million	15.1%
<i>Novenergia II - Energy & Environment (SCA) SICAR v. Spain</i> (15 February 2018)	EUR 61.3 million	EUR 53.3 million	86.9%
<i>Masdar Solar & Wind Cooperatief U.A. v. Spain</i>	EUR 260 million	EUR 64.5 million	24.8%

Statistics of ECT Cases

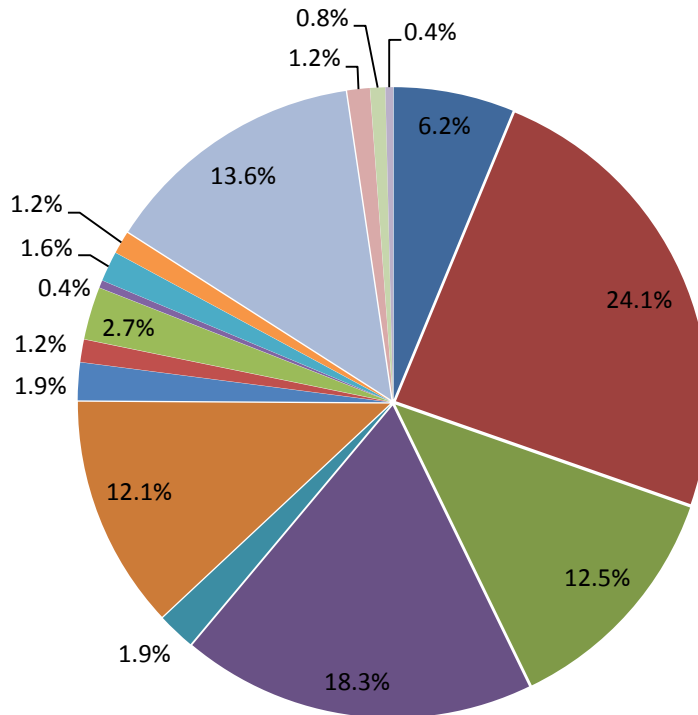
(as of 15/7/2020)

(16 May 2018)			
<i>Antin Infrastructure Services Luxembourg S.à.r.l. and Antin Energia Termosolar B.V. v. Spain</i> (15 June 2018)	EUR 238 million	EUR 112 million	47%
<i>Foresight Luxembourg Solar 1 S.à.r.l. and others v. Spain</i> (14 November 2018)	EUR 50 million	EUR 39 million	78%
<i>Greentech Energy Systems A/S, NovEnergia II Energy & Environment (SCA) SICAR, and NovEnergia II Italian Portfolio S.A. v. Italy</i> (23 December 2018)	EUR 25.06 million	EUR 11.9 million	47.5%
<i>CEF Energia B.V. v. Italy</i> (16 January 2019)	EUR 10.3 million	EUR 9.6 million	93.2%
<i>9REN Holding S.à.r.l. v. Spain</i> (31 May 2019)	EUR 52.2 million	EUR 41.76 million	80%
<i>NextEra Energy Global Holdings B.V., NextEra Energy Spain Holdings B.V. v. Spain</i> (31 May 2019)	EUR 393.6 million	EUR 290.6 million	73.8%
<i>Cube Energy S.C.A. and others v. Spain</i> (15 July 2019)	EUR 74.1 million	EUR 33.7 million	45.5%
<i>SolEs Badajoz GmbH v. Spain</i> (31 July 2019)	EUR 97.7 million	EUR 41 million	42%
<i>InfraRed Environmental Infrastructure GP Limited v. Spain</i>	EUR 75.7 million	EUR 28.2 million	37.5%
<i>OperaFund Eco-Invest SICAV PLC Schwab Holding v. Spain</i> (6 September 2019)	EUR 42.8 million	EUR 30 million	70%
<i>RREEF Infrastructure (G.P.) Limited, RREEF Pan-European Infrastructure Two Lux S.à.r.l. v. Spain</i> (11 December 2019)	EUR 441 million	EUR 59.6 million	13.5%
<i>Watkins Holdings S.à.r.l. and others v. Spain</i> (21 January 2020)	EUR 123.9 million	EUR 77 million	62.1%
<i>The PV Investors v. Spain</i> (28 February 2020)	EUR 1.16 billion	EUR 91.1 million	12.7%

Statistics of ECT Cases

(as of 15/7/2020)

Breaches Alleged: 67 cases*



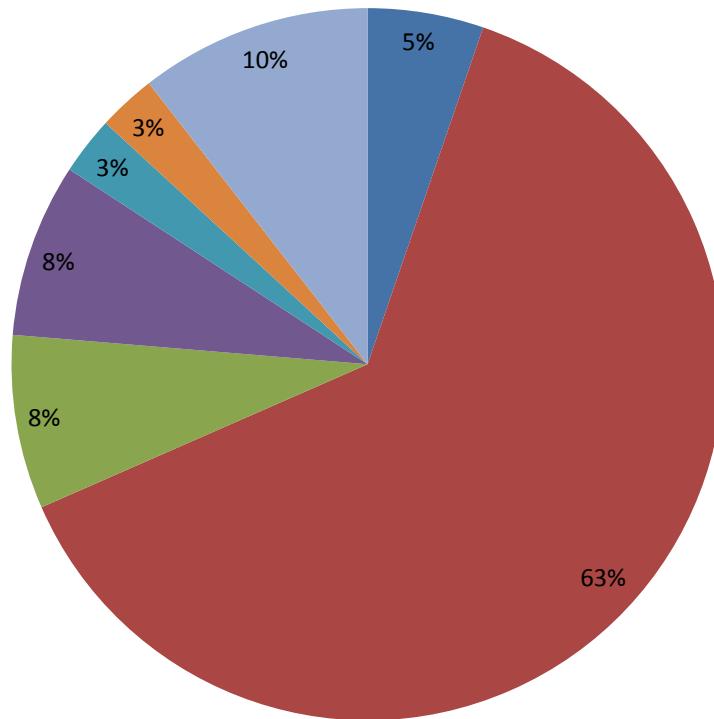
- 10(1). Stable, equitable, favourable and transparent conditions
- 10(1). Fair and equitable treatment
- 10(1). Most constant protection and security
- 10(1). Unreasonable or discriminatory measures
- 10(1). Treatment less favourable than that required by international law
- 10(1). Umbrella clause
- 10(7). National Treatment
- 10(7). Most-favoured-nation treatment
- 10(12). Effective means for assertion of claims and enforcement of rights
- 11. Key personnel
- 13. Expropriation
- 13. Direct expropriation
- 13. Indirect expropriation
- 14. Transfer of funds
- 22(1). Ensure a state enterprise conducts activities in a manner consistent with a Contracting Party's obligations under Part III of the ECT
- 10(2)-(3). Discrimination

* The remaining 64 cases are not considered due to lack of public information.

Statistics of ECT Cases

(as of 15/7/2020)

Breaches Found: 32 cases

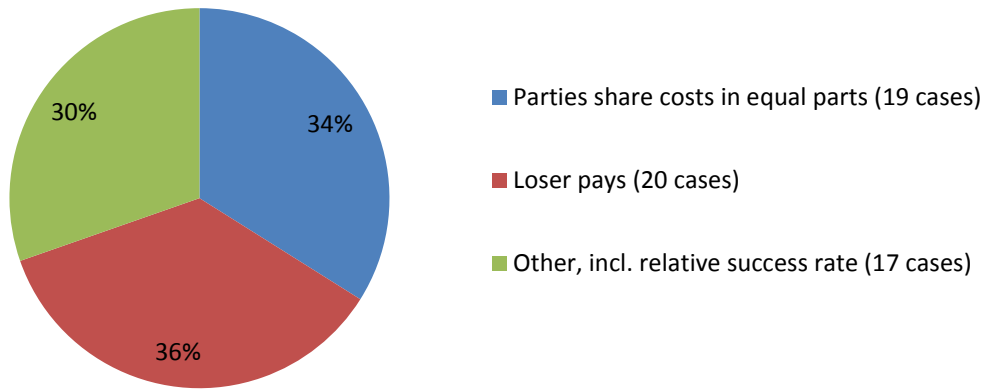


- 10(1). Stable, equitable, favourable and transparent conditions
- 10(1). Fair and equitable treatment
- 10(1). Unreasonable or discriminatory measures
- 10(1). Umbrella clause
- 10(12). Effective means for assertion of of claims and enforcement of rights
- 13. Direct expropriation
- 13. Indirect expropriation

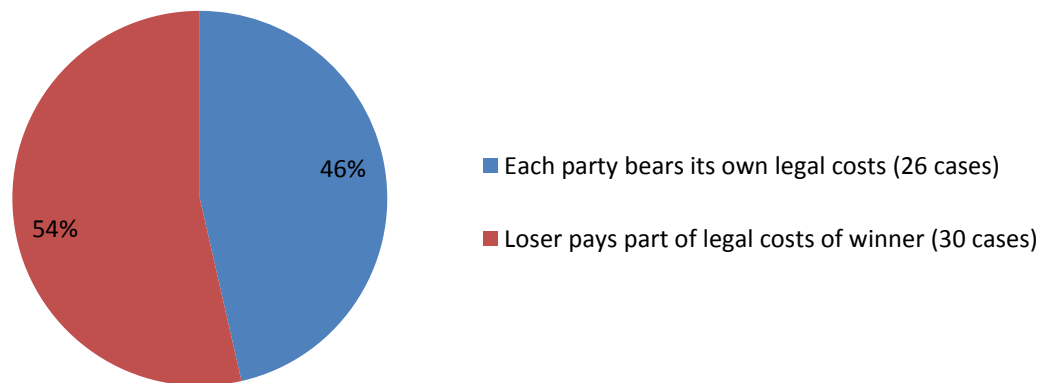
Statistics of ECT Cases

(as of 15/7/2020)

Allocation of Costs of Arbitration between Parties: 56 cases*



Legal Costs: 56 cases*

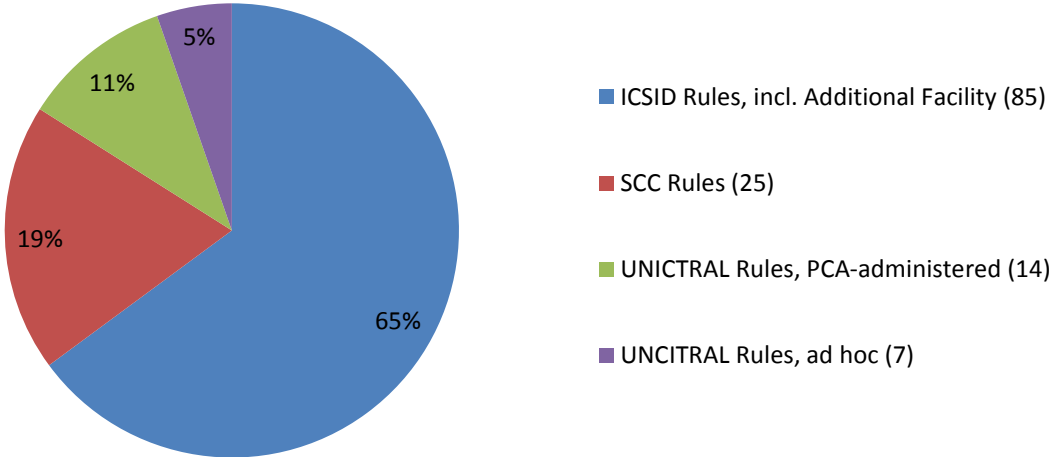


* Based on cases in which such information is publicly available.

Statistics of ECT Cases

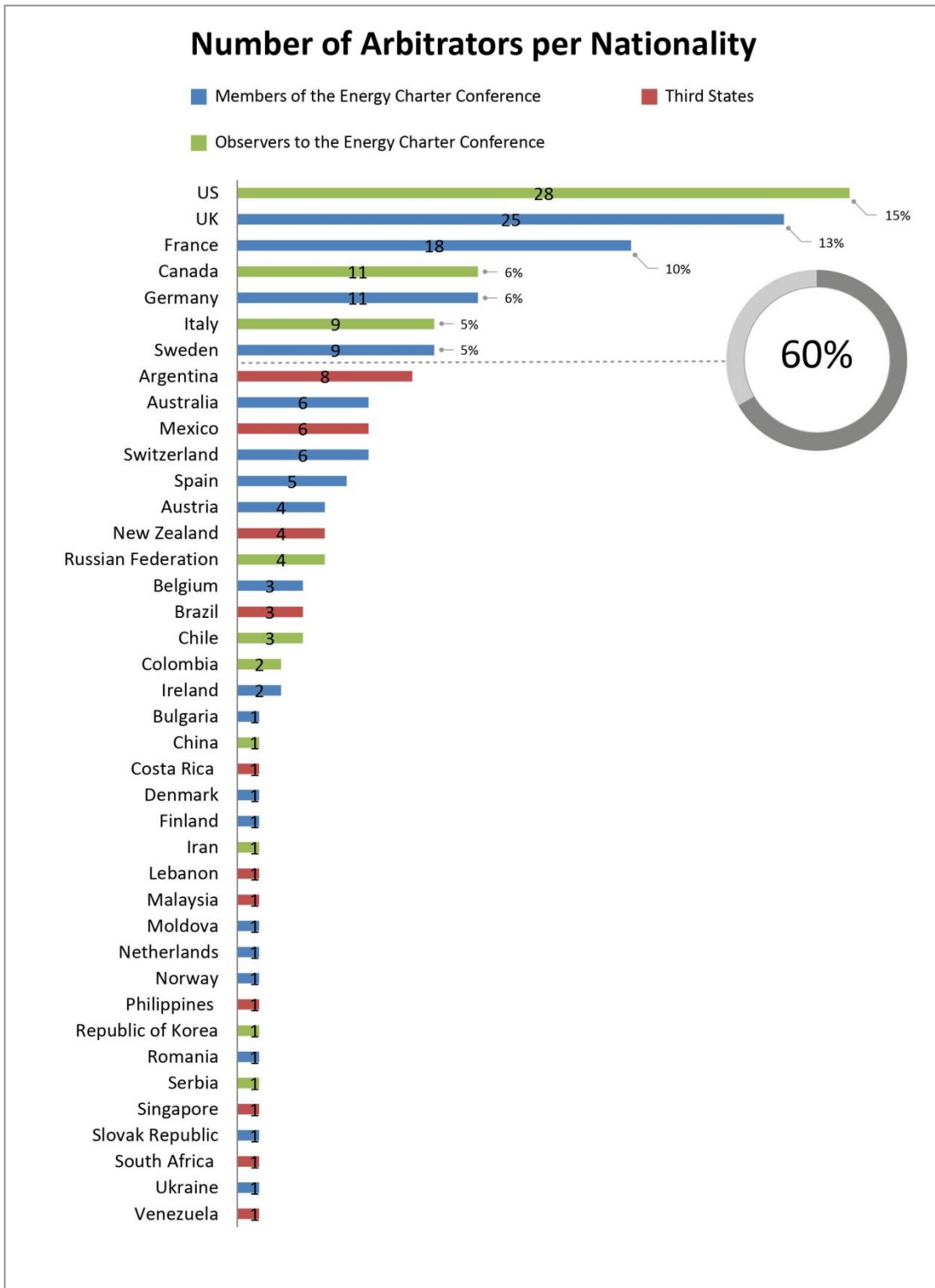
(as of 15/7/2020)

Procedural Rules Applied: 131 cases



Statistics of ECT Cases

(as of 15/7/2020)



* In case of double nationality of an arbitrator, both nationalities are taken into account.

Statistics of ECT Cases

(as of 15/7/2020)

Arbitrators with Five or More Appointments

■ Number of Appointments as a Chair
 ■ Number of Appointments by Respondents
■ Number of Appointments by Claimants

